

## Modification of Turbulent Transport with Continuous Variation of Flow Shear in the Large Plasma Device

D. A. Schaffner, T. A. Carter, G. D. Rossi, D. S. Guice, J. E. Maggs, S. Vincena, and B. Friedman

*Department of Physics and Astronomy, University of California, Los Angeles, California 90095, USA*

(Received 12 June 2012; published 27 September 2012)

Continuous control over azimuthal flow and shear in the edge of the Large Plasma Device (LAPD) has been achieved using a biasable limiter which has allowed a careful study of the effect of flow shear on pressure-gradient-driven turbulence and transport in the LAPD. The LAPD rotates spontaneously in the ion diamagnetic direction; positive limiter bias first reduces, then minimizes (producing a near-zero shear state), and finally reverses the flow into the electron diamagnetic direction. Degradation of particle confinement is observed in the minimum shearing state and a reduction in the turbulent particle flux is observed with increasing shearing in both flow directions. Near-complete suppression of the turbulent particle flux is observed for shearing rates comparable to the turbulent autocorrelation rate measured in the minimum shear state. Turbulent flux suppression is dominated by amplitude reduction in low-frequency ( $< 10$  kHz) density fluctuations. An increase in fluctuations for the highest shearing states is observed with the emergence of a coherent mode which does not lead to net particle transport. The variations of density fluctuations are fit well with power laws and compare favorably to simple models of shear suppression of transport.

DOI: [10.1103/PhysRevLett.109.135002](https://doi.org/10.1103/PhysRevLett.109.135002)

PACS numbers: 52.35.Ra, 52.25.Fi, 52.30.-q

While flow shear does provide a source of free energy for instability and turbulence, it can lead to stabilization of pressure-gradient-driven instabilities and a reduction of turbulent transport in magnetized plasmas [1,2]. The transport barrier in the high-confinement mode, or  $H$ -mode, of tokamak operation [3], is attributed to the spontaneous development of an edge flow layer in which strong shearing suppresses transport [1,2]. The direct connection between the  $H$ -mode edge flow layer and improved confinement was first established in experiments on the Continuous Current Tokamak in which transport barriers were generated by directly driving edge flow using torque due to radial currents driven by biased electrodes [4]. Biasing has been used to produce improved confinement in a number of subsequent experiments including toroidal devices [5–8] and linear magnetized plasmas [9–11]. Turbulence can self-regulate through the generation of flows and flow shear (zonal flows) [2]; direct evidence for turbulent-Reynolds-stress-driven flow has been reported in a cylindrical magnetized plasma device [12].

While ample evidence for transport reduction in the presence of sheared flow exists [13,14] and significant effort and progress has been made in developing a theoretical understanding of the interaction between sheared flow and turbulence, there are still a number of open questions that can be answered by experiment. In particular, the exact mechanism behind turbulence modification and transport suppression by shear is still subject to debate: theories present a number of mechanisms including radial decorrelation [15], nonlinear reduction of the turbulent amplitude [16], and modification of the turbulent cross-phase [17]. Evidence for all of these mechanisms exists in

experimental data [6,14]; however, a comprehensive experimental data set establishing in detail the parameter regimes where each mechanism is important has not been acquired. In part, this is due to the fact that most data sets on flow-turbulence interaction come from studies of spontaneously generated flow or in cases where precise external control over flow and flow shear is not possible. A number of basic plasma experiments have utilized biasing techniques to control flow and flow shear to study flow driven instabilities (e.g., Refs. [18,19]); however, experiments have not been done in which precise external control over flow shear has been achieved in high-density plasmas with drift-wave turbulence to systematically study the changes in turbulence characteristics and transport.

In this Letter, we report on the first experiments in which external control of flow is used to document the response of turbulence and transport to a continuous variation of the flow shear, including a zero shear state and a reversal of the flow direction. Shearing rates ( $\gamma_s = \partial V_\theta / \partial r$ , where  $V_\theta = E_r / B$ ) from zero to up to five times the turbulent autocorrelation rate measured at zero flow shear ( $\tau_{ac}^{-1}$ ) are achieved; thus, a high resolution scan in both the weak shear regime,  $\gamma_s < \tau_{ac}^{-1}$ , and the strong shear regime,  $\gamma_s > \tau_{ac}^{-1}$  is made. The turbulent particle flux is reduced with increasing shearing rate, regardless of the direction of the flow or sign of the flow shear, with a significant reduction occurring for  $\gamma_s \sim \tau_{ac}^{-1}$ . The observed reduction in the particle flux is dominated by a decrease in the low-frequency ( $f < 10$  kHz) density fluctuation amplitude. For low frequency fluctuations, the crossphase between the density and azimuthal electric field fluctuations remains near-zero for all shearing rates. With higher shear

( $\gamma_s > \tau_{ac}^{-1}$ ) we observe the emergence of a coherent mode localized spatially in the region of strong flow. Fluctuations from this mode appear to increase the density fluctuations above 10 kHz, but do not appear to contribute to the particle flux.

The Large Plasma Device [20] (LAPD) produces a 17 m long,  $\sim 60$  cm diameter cylindrical magnetized plasma column using a barium-oxide coated nickel cathode. In the experiments reported here, a plasma of density  $\sim 2 \times 10^{12}$  cm $^{-3}$  and peak temperature of 8 eV is produced in a uniform solenoidal magnetic field of 1000 G. Both pressure gradients and azimuthal flow provide free energy for instabilities in the LAPD; the resistive drift-Alfvén wave generally has the fastest growth rate in the LAPD [21,22] but with strong flow the Kelvin-Helmholtz or rotational interchange instabilities can be active [22,23]. Due to the large parallel length of the LAPD, the perpendicular particle loss rate can be comparable to the parallel loss rate [10]; thus changes in perpendicular transport are reflected in radial profiles of the plasma density. Measurements of the electron density, electron temperature, and potential (both the plasma potential and the floating potential) are made using Langmuir probes. Measurements of ion saturation current ( $I_{\text{sat}} \propto n_e \sqrt{T_e}$ ) and floating potential ( $V_f$ ) are taken with a nine-tip Langmuir probe (flush-mount tantalum tips) while the temperature and the plasma potential are determined using a swept Langmuir probe.  $I_{\text{sat}}$  fluctuations are taken as a proxy for the density fluctuations for the measurements reported in this work. Density profiles are determined by scaling averaged  $I_{\text{sat}}$  profiles to line-averaged interferometer measurements of the density. The turbulent particle flux  $\Gamma \propto \langle \tilde{n}_e \tilde{E}_\theta \rangle$  is derived through correlating the density fluctuations with the azimuthal electric field fluctuations ( $E_\theta$ ) derived from floating potential fluctuations. It is assumed that electron temperature fluctuations are not important; this assumption is not directly justified through measurement, however, previous turbulent flux measurements using this technique have shown remarkable agreement with flux derived from particle transport modeling [11]. Azimuthal  $E \times B$  flow is computed using the swept-probe-derived plasma potential. Flows derived using this technique compare very well to measurements using Mach probes [10] and flows derived from time-delay estimation of the velocity of turbulent structures [24].

Biasing experiments have been previously conducted on the LAPD in which edge profile steepening and a reduction in the turbulent flux was observed [10,11]. In these experiments, edge flow was driven by biasing the vacuum chamber wall with respect to the plasma source cathode. Transport reduction occurred only for biases above a threshold value. Below the threshold, azimuthal flow was localized near the biased wall and no flow or flow shear was driven in the region where drift-wave turbulence exists. Above the threshold, the flow was able to penetrate

radially inward; hence, strong flow and flow shear, with shearing rates far above the low-flow turbulent autocorrelation rate, was driven in the region of the strong density gradient. Recent experiments were successful in achieving more continuous control of the potential and the crossfield flow in the shadow of a small biased obstacle inserted into the LAPD core plasma [25]. Both confinement improvement and degradation (formation of strong density depletions) were observed with the density profile created by the obstacle in this case.

Motivated by the success of biasing obstacles to control flow, a large annular aluminum limiter was installed in the LAPD. The limiter provides a parallel boundary condition for the edge plasma and is biased relative to the cathode of the plasma source to control the plasma potential and the crossfield flow. The limiter is an irislike design with four radially movable plates located 2.1 m from the cathode as shown schematically in Fig. 1(a). The limiters create a 52 cm diameter aperture; downstream of the limiter, plasma on field lines with radial location  $r > 26$  cm has the limiter as a conducting end parallel boundary condition and plasma on field lines for  $r < 26$  cm has the anode or

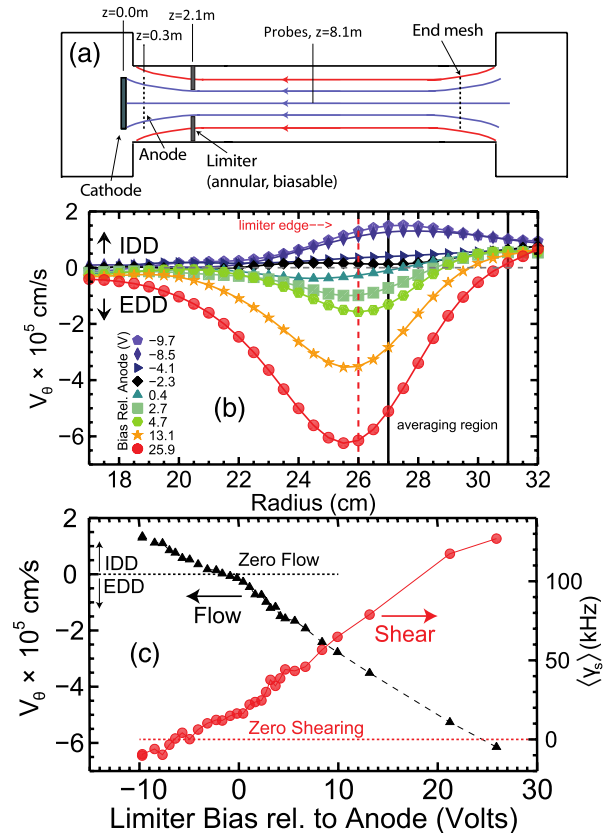


FIG. 1 (color online). (a) Diagram of the LAPD showing axial position of cathode, anode, annular limiters, and Langmuir probes. (b) Velocity profiles using plasma potential from swept measurements. (c) Flow at the limiter edge (black, triangles) and mean shearing rate, averaged over  $27 < r < 31$  cm (red, circles).

cathode of the source region as a parallel boundary condition. An electrically floating conducting end mesh terminates the plasma on the far end of the device. A capacitor bank and transistor switch supply a voltage pulse to the limiter. The bias pulse lasts 5 ms during the flat-top of the  $\sim 15$  ms plasma discharge. The limiter is biased from  $\sim 10$  V below to 50 V above the anode potential. Typically, the plasma potential in the core LAPD plasma (plasma on field lines that connect to the source region) is very close to the anode voltage and the cathode sits near ground (vacuum chamber wall). The anode potential is above the cathode potential by the discharge voltage, which was  $\sim 40$  V during these experiments.

Spontaneous azimuthal rotation of the LAPD plasma is observed when the limiters are unbiased (here the limiters are observed to float to a potential  $\sim 10$  V below the anode). In this state, an edge flow (peaked just outside the limiter edge) is observed in the ion diamagnetic drift direction (IDD), as shown in Fig. 1(a). The source of spontaneous rotation in the LAPD edge is currently under investigation, but could be driven by Reynolds stress [12] and currents from conducting objects at either end of the LAPD (sheath boundary conditions) [26]. Biasing the limiter positively with respect to the cathode tends to drive flow in the electron diamagnetic drift direction (EDD). As the limiter bias is increased, the flow in the IDD is first reduced, then brought to separate near-zero flow and zero flow-shear states, and ultimately reversed with strong EDD flow.

Measurements of profiles of the density and the particle flux were made for each bias flow state. Values are averaged over a range from  $r = 27$ –31 cm, a region where average flow and flow shear scale nearly linearly with limiter bias, as shown in Fig. 1(b). All other quantities shown in this Letter are spatially averaged over the same region.

Figure 2 shows the variation in the spatially averaged density gradient length scale,  $L_n = |\nabla \ln n|^{-1}$ , with increasing limiter bias. As the limiter bias is increased, reducing the IDD flow, an increase in the gradient length is observed, indicating a degradation of radial

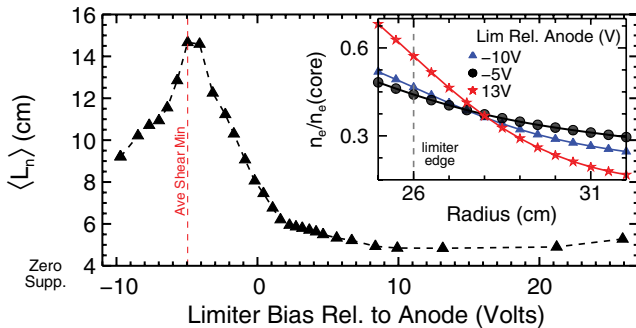


FIG. 2 (color online). Density gradient length scale versus limiter bias. Inset shows density profile at three bias values.

particle confinement. The gradient scale length peaks when the averaged shearing rate is near-zero. As the bias is increased further, reversing the flow and again increasing the shearing rate, the gradient gradually steepens and the scale length is lowered, indicating improved radial particle confinement.

The observed variation of  $\langle L_n \rangle$  with bias is best organized when compared to the shearing rate,  $\gamma_s$ , as is shown in Fig. 3(a). The shearing rate is normalized to the autocorrelation rate of the density fluctuations measured in the zero-shear state. An autocorrelation rate of  $\tau_{ac}^{-1} \approx 28$  kHz ( $\tau_{ac} \approx 36 \mu\text{s}$ ) is calculated by taking the half width at half maximum of a Hilbert transform of the  $I_{\text{sat}}$  autocorrelation function. Confinement improvement (decreased  $\langle L_n \rangle$ ) occurs continuously and gradually with increasing  $\gamma_s$  and reaches saturation for  $\gamma_s \approx \tau_{ac}^{-1}$  (a normalized  $\gamma_s$  of 1). The profile steepening appears to be largely independent of the direction of the flow (or radial electric field): IDD (filled points) and EDD (open points) flow cases follow the same trend when plotted against the normalized shearing rate.

Measured changes in the turbulence and the turbulent particle flux are consistent with the observed changes in the density profile. The turbulent particle flux can be written [27]

$$\Gamma = \frac{2}{B} \int_0^\infty |n(f)| |E_\theta(f)| \gamma_{(n,E_\theta)}(f) \cos[\phi_{(n,E_\theta)}(f)] df, \quad (1)$$

where  $n(f)$  and  $E_\theta(f)$  are the Fourier transforms of the density and azimuthal electric field fluctuations;  $\gamma_{(n,E_\theta)}$  is the coherency between the density and electric field; and  $\phi_{(n,E_\theta)}$  is the crossphase angle between the density and electric field.

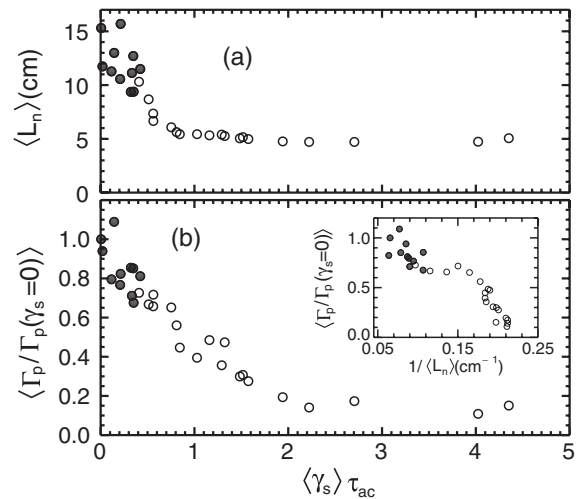


FIG. 3. (a) Gradient scale length versus shearing rate. (b) Particle flux normalized to no-shear flux as a function of normalized shearing rate. Filled symbols represent points with flow in the IDD. Inset: Measured turbulent particle flux versus gradient scale length.

Figure 3 shows the spatially averaged turbulent particle flux as a function of normalized shearing rate. The turbulent flux decreases continuously with increasing shearing rate; however, the observed decrease is slightly slower than that observed for  $L_n$ . The inset in Fig. 3 shows that the variation in the turbulent flux is correlated with the changes in  $L_n$  (but scales in a way that is inconsistent with Fick's law using a fixed diffusion coefficient). The trend in the reduced particle flux is the same for either direction of flow (IDD or EDD). The cause for the reduction in the turbulent particle flux can be explored by considering individual terms in the integrand of Eq. (1).

The density fluctuations were reduced significantly with increasing shearing in these experiments. Figure 4(a) shows changes in the spatially averaged density fluctuation spectrum with shearing rate. The shearing rate is signed in this figure, and negative shearing rates occur for flow in the IDD. Most of the power is located in frequencies  $< 10$  kHz and in this range power decreases overall with increasing shearing rate. A decrease of about 1 order of magnitude in fluctuation power is seen between the minimum shear state and the high shear regime where  $L_n$  and the particle flux are minimized; this is made clearer in Fig. 4. At higher shearing rates,  $\gamma_s \geq \tau_{ac}^{-1}$ , a coherent mode emerges. The frequency of the mode increases with shearing rate and the fluctuation amplitude is localized to the peak of the azimuthal flow. The nature of this mode is currently under investigation, but it is likely to be due to the Kelvin-Helmholtz (observed before in the LAPD in strongly sheared flow [23]) or the rotational interchange instability.

Figure 5(a) shows the reduction in the total density fluctuation amplitude with shear in two frequency bands:

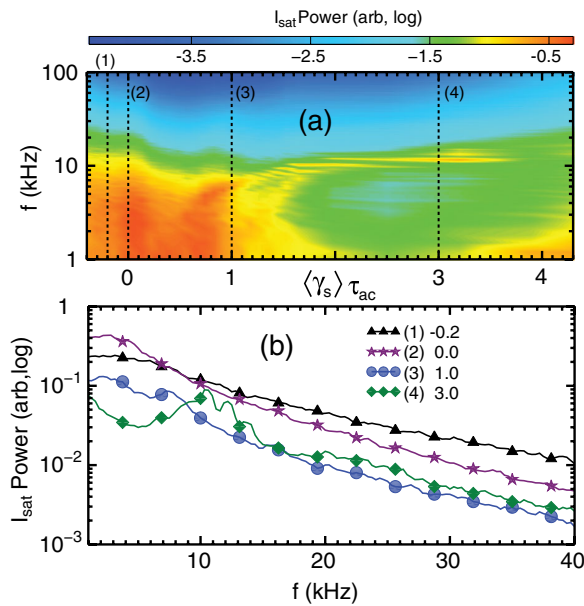


FIG. 4 (color online). (a) Contour plot of  $\log I_{\text{sat}}/\text{density fluctuation power}$  versus shearing rate and frequency. (b) Power spectra for four different values of shearing rate.

all frequencies below 100 kHz are in black and all frequencies above 10 kHz are in red. With the emergence of the coherent mode, the high frequency fluctuation amplitude does show an increasing trend at higher shearing rates but there is a strong overall decrease in the fluctuation amplitude with shearing. A reduction is also seen in the  $E_\theta$  fluctuation amplitude, as shown in Fig. 5(b); however, this reduction is weaker than observed in the density fluctuations. The crossphase between  $n$  and  $E_\theta$  does not change significantly with shearing. As shown in Fig. 5,  $\cos[\phi_{(n,E_\theta)}] \sim 1$  for all shearing rates. For higher frequencies ( $f > 10$  kHz), the crossphase does change with shearing, with  $\cos[\phi_{(n,E_\theta)}]$  trending toward zero at higher shear. This crossphase change explains why the coherent mode that emerges at higher shearing rates does not contribute to an increase in the particle flux. The coherency between  $n$  and  $E_\theta$  also decreases with shearing rate, as shown in Fig. 5. Overall, the decrease in flux is primarily due to a decrease in the turbulent amplitude. This observation is distinct from previous work with flows driven by vacuum-chamber-wall biasing on the LAPD. In those experiments, the turbulent amplitude decreased little while the turbulent crossphase experienced a significant change, leading to reduced particle flux [11]. In the experiments reported here, the magnetic field is higher (1000 G versus 400 G) and normalized shearing rates are lower (near unity). Crossphase change is expected in cases with very strong

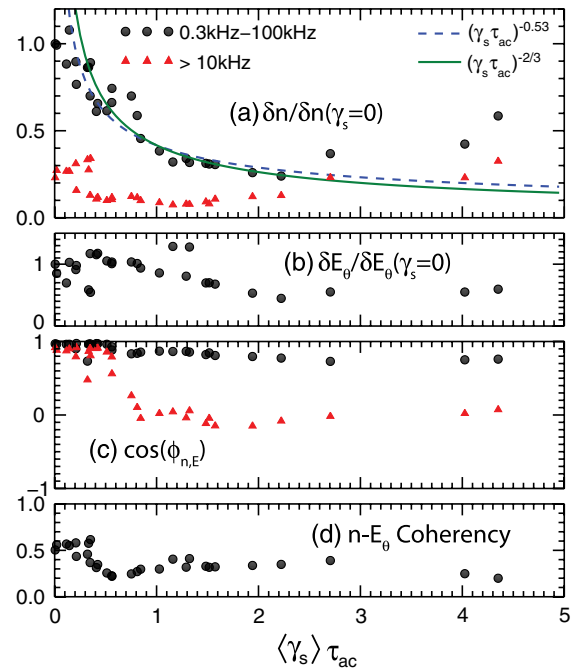


FIG. 5 (color online). Components of particle flux versus shearing rate including (a)  $I_{\text{sat}}/\text{density fluctuation power}$ , (b) electric field fluctuation power, (c) crossphase, and (d) coherency with black points for low or all frequency, red for high only.



shearing ( $\gamma_s \gg \tau_{ac}^{-1}$ ) [28]. Future experiments will explore the variation of the turbulent response to higher normalized shearing through changing plasma parameters, in particular magnetic field.

Lastly, we add a comparison of our data to a simple theory, the Biglari-Diamond-Terry (BDT) model [15], which predicts a power-law scaling with shearing rate of the turbulent amplitude of the form  $(\gamma_s/\tau_{ac}^{-1})^{-\alpha}$ . As seen in Figure 5, a best fit of  $\alpha = 0.530$  compares favorably to the BDT prediction of  $\alpha = 2/3$  for the reduction in the density fluctuation amplitude. It should be noted, however, that the BDT model is fairly simple and the validity of its assumptions is questionable for the experimental conditions reported here. In particular, as the shearing rate is increased in the LAPD, the density profile is changing (in the BDT model, a fixed drive is considered). Future work will focus on direct comparisons to more comprehensive models of shear suppression, including comparisons to two-fluid simulations using the BOUT++3D turbulence code [29].

This Letter presents the first experiments in which the response of pressure-gradient-driven turbulence to a continuous variation of shearing rate, including a zero flow state, a near-zero flow shear state, and a reversal in the direction of flow, is studied. Increased shearing improves radial particle confinement regardless of the direction of the azimuthal flow or sign of the flow shear. The observed reduction of the turbulent particle flux with shear is attributed to a reduction in the amplitude of the density fluctuations. These experiments were performed at a fixed set of plasma parameters (fixed magnetic field, neutral pressure, discharge power); future work will explore the variation in the turbulent response to shear as these parameters are varied. The source of spontaneous rotation in the LAPD edge will also be investigated.

The authors would like to thank Zoltan Lucky and Marvin Drandell for their valuable technical support. This work was supported by the National Science Foundation (PHY-0903913) and performed using the Basic Plasma Science Facility at UCLA. The BaPSF is funded by the Department of Energy and the NSF.

---

[1] K. Burrell, *Phys. Plasmas* **4**, 1499 (1997).  
 [2] P. Terry, *Rev. Mod. Phys.* **72**, 109 (2000).  
 [3] F. Wagner, *Plasma Phys. Controlled Fusion* **49**, B1 (2007).  
 [4] R. Taylor, M.L. Brown, B.D. Fried, H. Grote, J.R. Liberati, G.J. Morales, P. Pribyl, D. Darrow, and M. Ono, *Phys. Rev. Lett.* **63**, 2365 (1989).

[5] R. Weynants *et al.*, *Nucl. Fusion* **32**, 837 (1992).  
 [6] J. A. Boedo, D. S. Gray, P. W. Terry, S. Jachmich, G. R. Tynan, and R. W. Conn (TEXTOR-94 Team), *Nucl. Fusion* **42**, 117 (2002).  
 [7] C. Silva, H. Figueiredo, I. Nedzelskiy, B. Goncalves, and C. A. F. Varandas, *Plasma Phys. Controlled Fusion* **48**, 727 (2006).  
 [8] P. Peleman, Y. Xu, M. Spolaore, J. Brotankova, P. Devynck, J. Stöckel, G. Van Oost, and C. Boucher, *J. Nucl. Mater.* **363–365**, 638 (2007).  
 [9] O. Sakai, Y. Yasaka, and R. Itatani, *Phys. Rev. Lett.* **70**, 4071 (1993).  
 [10] J. E. Maggs, T. A. Carter, and R. J. Taylor, *Phys. Plasmas* **14**, 052507 (2007).  
 [11] T. A. Carter and J. E. Maggs, *Phys. Plasmas* **16**, 012304 (2009).  
 [12] C. Holland, J. H. Yu, A. James, D. Nishijima, M. Shimada, N. Taheri, and G. R. Tynan, *Phys. Rev. Lett.* **96**, 195002, (2006).  
 [13] K. Burrell, *Phys. Plasmas* **6**, 12 (1999).  
 [14] G. R. Tynan, A. Fujisawa, and G. McKee, *Plasma Phys. Controlled Fusion* **51**, 113001 (2009).  
 [15] H. Biglari, P. H. Diamond, and P. W. Terry, *Phys. Fluids B* **2**, 1 (1990).  
 [16] E.-J. Kim, P. H. Diamond, and T. S. Hahm, *Phys. Plasmas* **11**, 4554 (2004).  
 [17] A. S. Ware, P. W. Terry, P. H. Diamond, and B. A. Carreras, *Plasma Phys. Controlled Fusion* **38**, 1343 (1996).  
 [18] W. E. Amatucci, D. N. Walker, G. Ganguli, J. A. Antoniadis, D. Duncan, J. H. Bowles, V. Gavrishchaka, and M. E. Koepke, *Phys. Rev. Lett.* **77**, 1978 (1996).  
 [19] D. L. Jassby, *Phys. Fluids* **15**, 1590 (1972).  
 [20] W. Gekelman, H. Pfister, Z. Lucky, J. Bamber, D. Leneman, and J. Maggs, *Rev. Sci. Instrum.* **62**, 2875 (1991).  
 [21] J. E. Maggs and G. J. Morales, *Phys. Plasmas* **10**, 6 (2003).  
 [22] P. Popovich, M. V. Umansky, T. A. Carter, and B. Friedman, *Phys. Plasmas* **17**, 102107 (2010).  
 [23] W. Horton, J. C. Perez, T. Carter, and R. Bengtson, *Phys. Plasmas* **12**, 022303 (2005).  
 [24] C. Holland, G. R. Tynan, G. R. McKee, and R. J. Fonck, *Rev. Sci. Instrum.* **75**, 10 (2004).  
 [25] S. Zhou, W. W. Heidbrink, H. Boehmer, R. McWilliams, T. A. Carter, S. Vincena, B. Friedman, and D. Schaffner, *Phys. Plasmas* **19**, 012116 (2012).  
 [26] B. N. Rogers and P. Ricci, *Phys. Rev. Lett.* **104**, 225002 (2010).  
 [27] E. J. Powers, *Nucl. Fusion* **14**, 749 (1974).  
 [28] P. W. Terry, D. E. Newman, and A. S. Ware, *Phys. Rev. Lett.* **87**, 185001 (2001).  
 [29] M. V. Umansky, P. Popovich, T. A. Carter, B. Friedman, and W. M. Nevins, *Phys. Plasmas* **18**, 055709 (2011).